

CLASS EXPECTATIONS



MORNING ROUTINE

LEVEL 1 VOICE

1

Greet me at the door and then walk into the classroom

2

Turn in homework and folder at the front table
Put backpacks and coats in cubby



3

Take a Seat with backpack and coats and wait for your number to be called to put items away

4

Wait for number to be called for Morning MTG. Grab a carpet square



5

No talking during announcements

6

Raise hand to speak during Morning Meeting. Crisscross applesauce. Hands to self

LINING UP FOR HALLWAY

LEVEL 0


1

Quietly clear off
your desk



2

Stand up and
push in your chair



3

Wait by your desk
until your table is
called



4

I will call tables
that all have their
desks cleared off
and are standing
quietly

5

Once your
table is called,
walk silently to
the line

6

In line stand
facing forward,
keep hands
behind your
back and stay
at a level 0



Using the Restroom

Level 0

1. Use the restroom in the morning and before/after lunch
2. Avoid using it while I am teaching unless it is an emergency. If you have to go, quietly raise hand and I will call on you.
3. Switch the color template to red when it's being used, and switch it back to green when done. Make sure to wet hands and then lather with soap and scrub to the birthday song. Then rinse. Make sure to flush the toilet Please do not stuff the toilet with toilet paper. Check in and out with name and time on the login sheet.

WASHING HANDS

1

Rinse hands

2

One pump
of soap

3

Scrub your
hands
together

4

Turn the
water off. You
may use two
paper towels

5

Do not
play with
the water
or soap

6


Do not
distract
others

TURNING IN WORK

1. Completed Work will be placed under your table basket
2. If you finish before others, quietly read a book or work on an assignment you still need to finish.

ATTENTION GRABBERS

- I will jingle bells as an attention grabber
- I will count backwards or forwards by 2, 5, 10's to 0 when I get to 0 everyone is on level 0



DISMISSAL L. 0

1

I will call your number to return laptop to cart and to come get your homework.

2

I will call table to get backpacks and coats. Put homework inside backpacks

Deanna Geertsema

3

make sure the rest of your desk and floor space is clean

4

Quietly stand by your desk with your backpack on

5

When it is time, I will call for car riders, bus riders, and walkers to line up and head out

6

Listen quietly for announcements

Deanna Geertsema

LESSON TIME

1

Feet on the
floor

2

Eyes facing
the speaker



3

Listening ears



4

Hands on top
of desk

5

Raise your
hand and wait
to be called
on to talk

6

Follow along

INDEPENDENT WORK TIME

- Voices are at a level 0
- Keep eyes on your own paper
- Raise your hand if you have a question
- Stay in your seat



THINK PAIR SHARE

- I will ask a question or ask you to come up with ideas
- Each group will discuss/problem solve a solution
- I may redirect your thinking
- I will ask each group to explain their thoughts



BEHAVIOR CHART

ONE

Everyone starts
on Ready to Learn

TWO

Following the
rules and
participating
will move
your clips up
to excellent
behavior

THREE

Making
wrong
choices will
move your
clip down

FOUR

Two clips
Your paragraph
down you
text
need to
complete
Think Time
Sheet

FIVE

More than
two clips
down is a call
home and it
is reported
to the school
office

RULES

1

All Wizards Shall
Respect self,
others, and
school property

Deanna Geertsema

2

All Wizards shall
Listen when
classmates or
teachers are
talking

Deanna Geertsema

3

All Wizards Shall
Quickly Follow
directions the
first time they
are given

Deanna Geertsema

4

All Wizards shall
show respect by
following the
rules in the
hallway, dining
hall, and at all
specials

Deanna Geertsema

5

Please raise your
hand when you
need a tissue.
Please throw it
away

Deanna Geertsema


6

Please follow
directions to
School
Emergency
Procedures

Deanna Geertsema

LEARNING GOAL


1




2




3




4


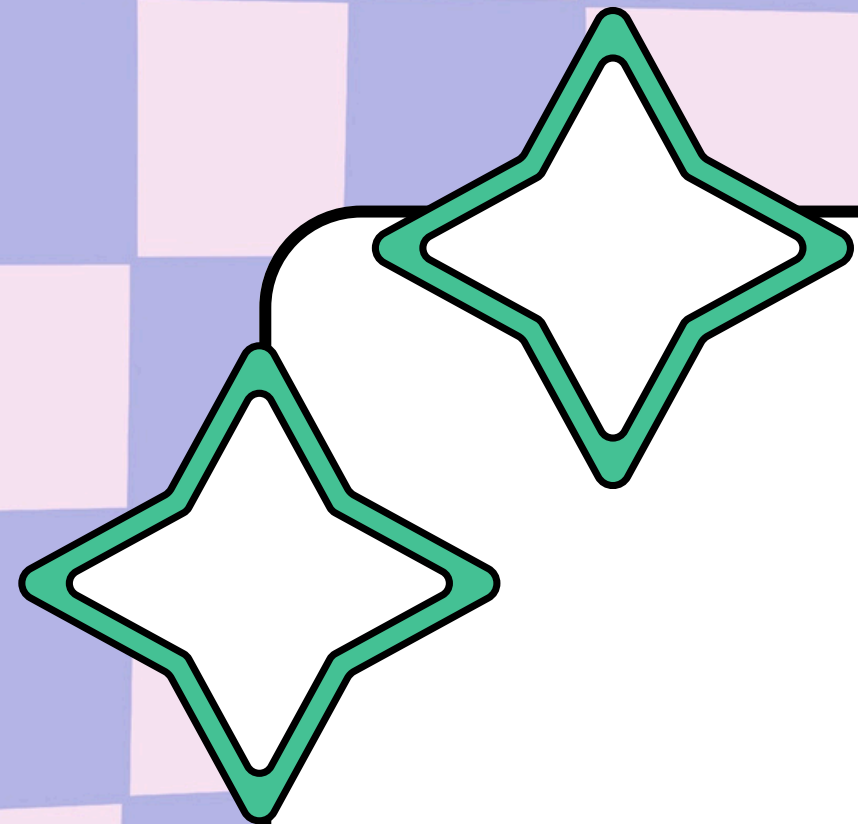


5




6





**ANY
QUESTIONS?**



**LET'S
BEGIN!**

